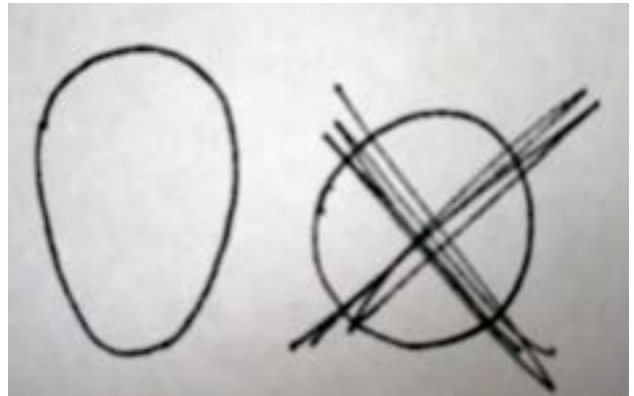
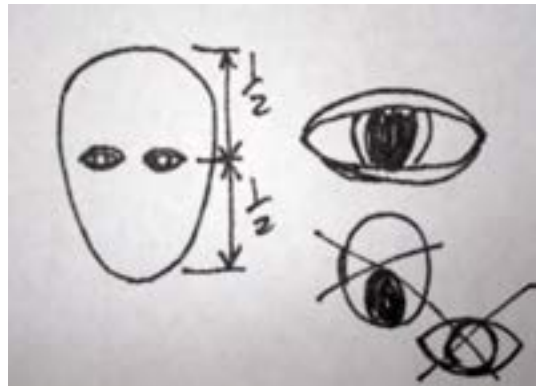


# Draw a Self-Portrait!

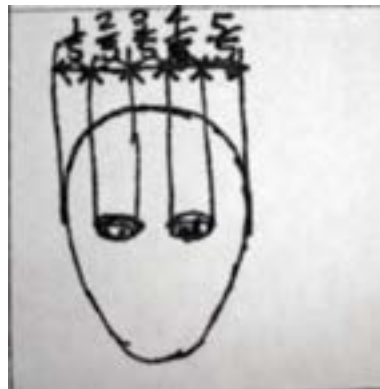
Start by drawing the biggest shape first (the shape for the head). Your head is shaped like an upside-down egg (wider at the top, skinnier at the bottom).



Next, draw the eyes. On most people, they are about halfway between the top of the head and the bottom of the head.



Make sure your eyes are the right width. On most faces, each eye is about 1/5 of the distance across the face.



Then, draw the ears. They are on the same level as the eyes. Since each person's ears are different, the best way to learn what YOUR ears look like is to study them.

